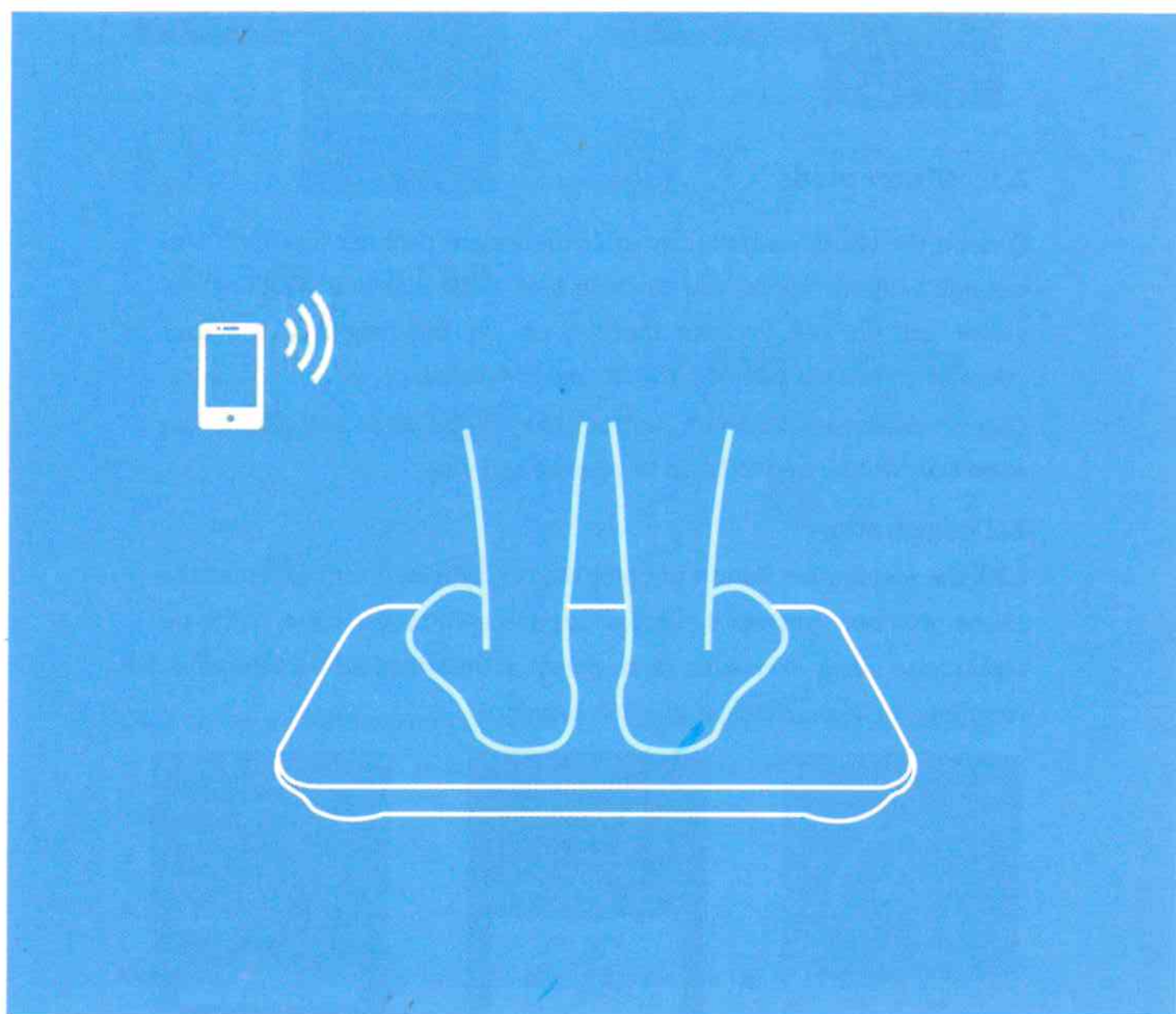




OKOK Bluetooth scale APP instructions



1 Download

Log in www.okok.cn or scan the bottom of the scales two-dimensional code

Apple mobile phone selection "download iOS version", "Android mobile phone" choose "download Android version"

After you install app, start the program and check the boot page to enter the login



2.1 Visitor mode

Click on the visitor pattern, can enter the weight dynamic interface, and can add weight records, you can also bind the scales and weighing the visitor pattern, but because there is no set the height of the user information can not calculate the fat and BMI value

Click on share, weight trends, buttons like "I" and so on will pop up the login box, which need to log in to operate and view

2.2 Registration

Click the registration button to enter the registration interface, enter the phone number, password, access to the verification code, click on registration, user nickname and personal information configuration, complete the login after entering the interface



2.3 Sign in

2.3.1 mobile phone number login

Enter the registered mobile phone number and the correct password.

Click login

2.3.2 Third party account login

Support QQ and Sina, micro-blog third party account authorization registration and login

2.3.3 Forgot password

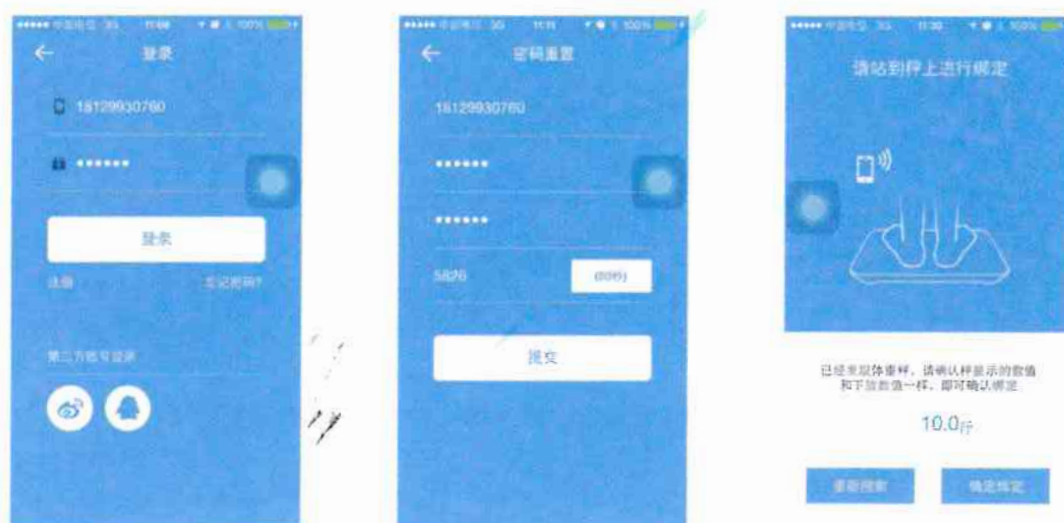
Login screen click forgot password, you can register the account password reset

3 Binding scale

The two entry goes to the binding scale interface:

- 1、 A cue for weight movements
- 2、 Side slip into settings - my device - binds Bluetooth scales

Weigh on the top, the interface pop-up this prompt, compare and balance the number, click OK binding can bind the Bluetooth scale, if you feel that the search scale is not your foot scale, you can click on the search again



4、 weight dynamics

4.1 manually add weight

Click the "+" on the body dynamic interface and manually add a weight dynamic data. Click OK to pop up the user to choose whether or not the weight is dynamic, if not, you can add a family member

4.2 Weight information is recorded in real time

Bind the Bluetooth scales directly after weighing, weight at the middle of the dial will prompt a change in weight, and prompts the user device is connected, please remain motionless, while data transmission between the device and the APP, the data is automatically written to the dynamic weight, and measured fat information, BMI equivalent

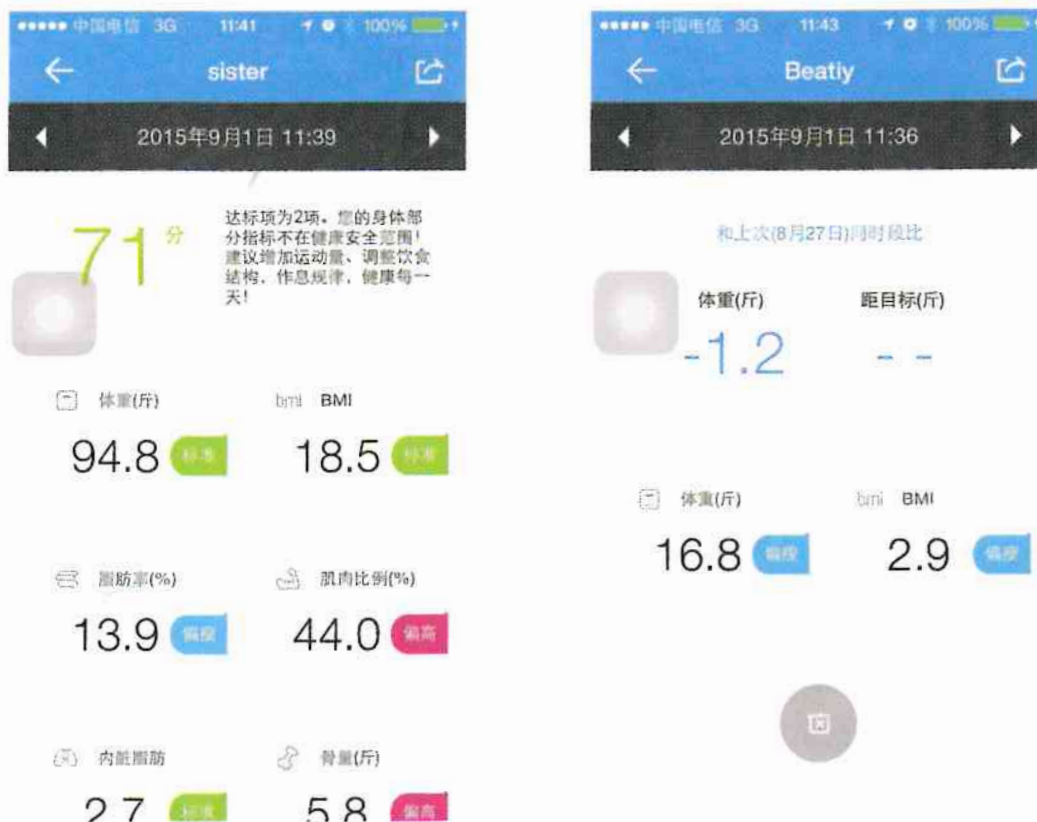


4.3 Survey report

You can click the measured data into dynamic weight measurement report details, details and, you can view the user by sliding around each weighing, within 7 days of the report can be deleted, showing compliance with each user

Details of the fat information report are listed below :

The fat loss information report details page is as follows

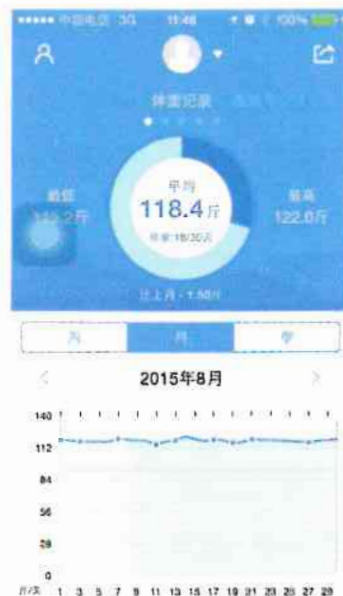


4.4 Details of the indicators

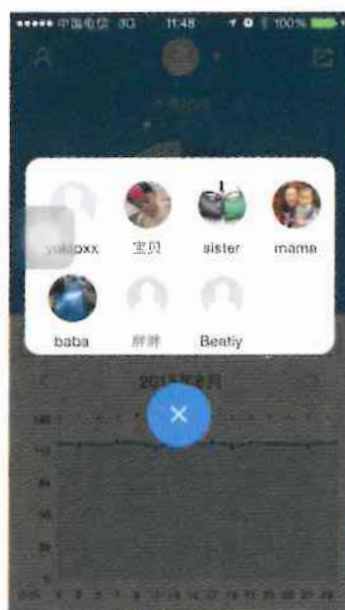
Click on the indicators, You can enter the indicators, to see the indicators of test details, and can slide back and forth to see the details of each index

4.5 Weight trends

Right slide can slip out of the side bar and view the trend of their weight, including each index or each member of the family weekly report, monthly report and quarterly reports, through the indicators about the sliding switch, you can switch at the top of the family members



Switching family members and indicators, switching days, weeks, monthly reports can make the report linkage



5 About me

Modify your avatar (change to local album, picture, or photo, modify your avatar)

Modify nickname

Modify gender

Amend birth date

Change height

By modifying your target weight, you can set your own goals and see your own standard range

Adding family members can add family members and manage their weight and other indicators



5.1 Set up

5.1.1 Account Settings

Set the interface in the account password can be reset and third party account bound, third party account bound after the next login can be used directly to the third party account login, third party account and mobile phone number (the main account) a data sharing

5.1.2 My equipment

Binding device

You can view the binding device vendor information

You can tie the device and re - bind the new Bluetooth scales

5.1.3 Unit settings

You can set the length and weight units that affect the display of measurement reports and trend reporting login interfaces



5.2

5.2 Weighing reminder

You can set up three reminders to remind users to weigh and to remind users by pushing

- 1, only sound once
- 2, Monday to Friday
3. It rings every day

5.2.1 Feedback

You can send feedback to the OKOK backend

5.2.2 Visit official website

Click to visit the official website, you can visit the official website of OKOK, and install packages to download

5.2.3 Privacy and protocols

You can check the privacy and protocol of the Bluetooth scale

5.2.4 About OKOK

You can view the current version number and copyright information and check for updates